

2022.3.1--2022.3.15

1.						
		G20	G21	WG18		14
+35	+41		90			
			13	20		
3	15		102			
2.	WG17			WG18		
6		7	32			
3.				W20	30	W20
	17	2		16		
4.				5	3	16

1. +

2.

3.

PPT

70

90

20

14

12

31
35
4

8

20
5

70
6

1.

2.

[]

G20	29	41.43%
G21	30	42.86%
WG18	11	15.71%
	70	

1.

[]

A.	43	61.43%
B.	9	12.86%
C.	6	8.57%
D.	12	17.14%
	70	

2.

[]

A.	27	38.57%
B.	1	1.43%
C.	42	60%
D.	0	0%

	70	
--	----	--


3. []

A.	8	11.43%
B.	53	75.71%
C.	9	12.86%
D.	0	0%
E.	0	0%
	70	





4. []

A.	69	98.57%
B.	1	1.43%




C.

D.	1	 1.43%
	70	



6. []

A.	20	 28.57%
B.	14	 20%
C.	12	 17.14%
D.	33	 47.14%
	70	

7. []

A.	20	 28.57%
B.	31	 44.29%
C.	19	 27.14%
	70	

8. []

A.	26	 37.14%
B.	44	 62.86%
	70	

9. []

10. []